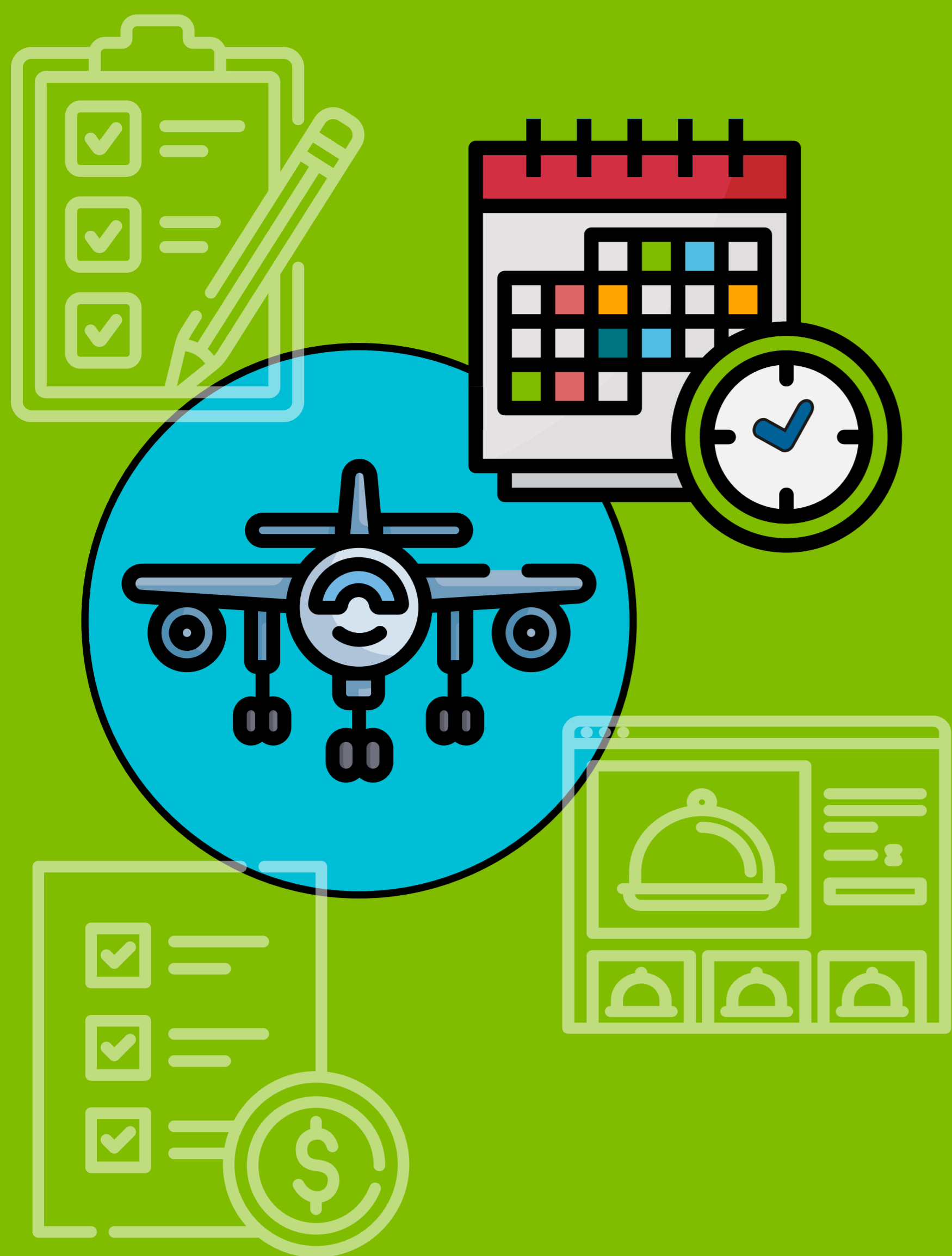



## Scheduling Tips & Tricks for Paxia IFX

*Our Paxia Experts share some of their favorite tips and hidden gems*



**Tip 1**




Instantly know when the last SSIM file was imported into the system.

View the Flight Service Schedule (FSS) exception report.



**Tip 2**

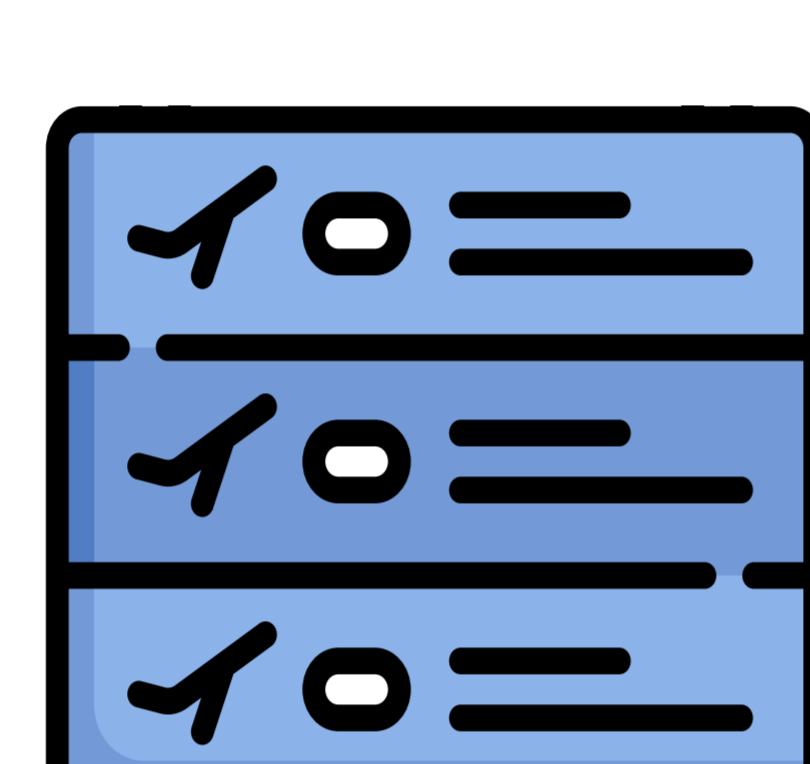
**Tip 3**



View the rule log of a Flight Service Schedule (FSS) from the Scheduling Admin Dashboard.




**Tip 4**



Turn off certain categories of a ruleset while generating a Flight Service Schedule (FSS) specification.


**Tip 5**



Perform the best way to make changes to the rules.




**Tip 6**




Easily identify Released Flight Service Schedule (FSS) changes.

View flights with no service assignments.

**Tip 7**




**Tip 8**



View flights with missing boarding information.

**Tip 9**



Learn about the best methods to troubleshoot Flight Service Schedule (FSS).

Utilize more than one caterer for a station.



**Tip 10**



### For Detailed Instructions:

Please contact your Paxia Account Executive for our exclusive eBook, "Top 5 Tips and Tricks for Paxia IFX: Scheduling Module".